
AGATH

K2 98 UHD
IP65

Technical Datasheet

In-wall TV - suitable for bathroom

B&W Sound



Fanless. Very simple installation process.
Suitable for on wall installation.

500 cd/m² to 1500 cd/m²
Frequency 120Hz
High Quality 24/7
Power 460w

Fanless. Very simple installation process. Suitable for on wall installation.

List of delivered features

CONTENTS

| | |
|--|---|
| Television set | 1 |
| Steel frame for in-wall or on-wall installation | 1 |
| Waterproof remote control (LT30) | 1 |
| Set-up remote control (LM27) | 1 |
| In-ceiling speakers (B&W CCM382) | 2 |
| 5 metres audio cable | 1 |
| Power adaptor 110-230V AV/24V DC 50/60 with 5 metres 24V cable | 1 |

INCLUDED FUNCTIONS

RS232 control on RJ45

- Control of the main television's functions
- Volume control by direct value
- Backlight control (on or off)
- Blocking function of the remote control
- Reading of the functions status of the TV

Infra-Red relay 38 KHz

- Control of devices deported through the TV
- Can be connected to a flasher at the rear of the TV

Distinct ON/OFF signals (IR)

- 2 distinct signals to switch on and switch off the TV
- Presence on the remote control of 2 buttons for the 2 signals (Hidden command on LM27)

DISPLAY

| | |
|-------------------------|--------------|
| Screen size | 98" (249 cm) |
| Display area (H/V) (mm) | 2152 x 1208 |
| Aspect ratio | 16:9 |
| Resolution (pixels) | 3840 x 2160 |

SPECIFICATIONS

| | |
|----------------------|------------|
| Glass width (mm) | 2450 |
| Glass height (mm) | 1505 |
| Total depth (mm) | 98/101 |
| Weight with back box | 160/180 kg |
| Power supply | DC 24V |

PACKING

| | |
|--------------|------------|
| Parcel | 1 |
| Length (mm) | 2650 |
| Width (mm) | 800 |
| Height (mm) | 1705 |
| Gross Weight | 200/220 kg |

Fanless. Very simple installation process. Suitable for on wall installation.

Ports and connections : AGATH Electronic Module

ME U350

THE COMPLETE SOLUTION FOR RESIDENTIAL, MARINE, HOSPITALITY, P.O.S, ETC.

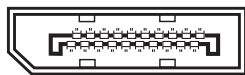
➔ See full description on the MEU350 datasheet



4 HDMI



RS232 CONTROL



DISPLAY PORT

Standard HDCP 2.2. HDMI 3 x 1.4, 1 x HDMI 2.0
 IR Pass-through
 Amplified Audio 2 x 10w RMS



LM27



LT30



B&W
 Bowers & Wilkins

BOWERS & WILKINS IN-CEILING SPEAKERS



POWER SUPPLY:

| | |
|-------------|------|
| Length (mm) | 280 |
| Width (mm) | 144 |
| Height (mm) | 48.5 |

Fanless. Very simple installation process. Suitable for on wall installation.

Installation Instructions

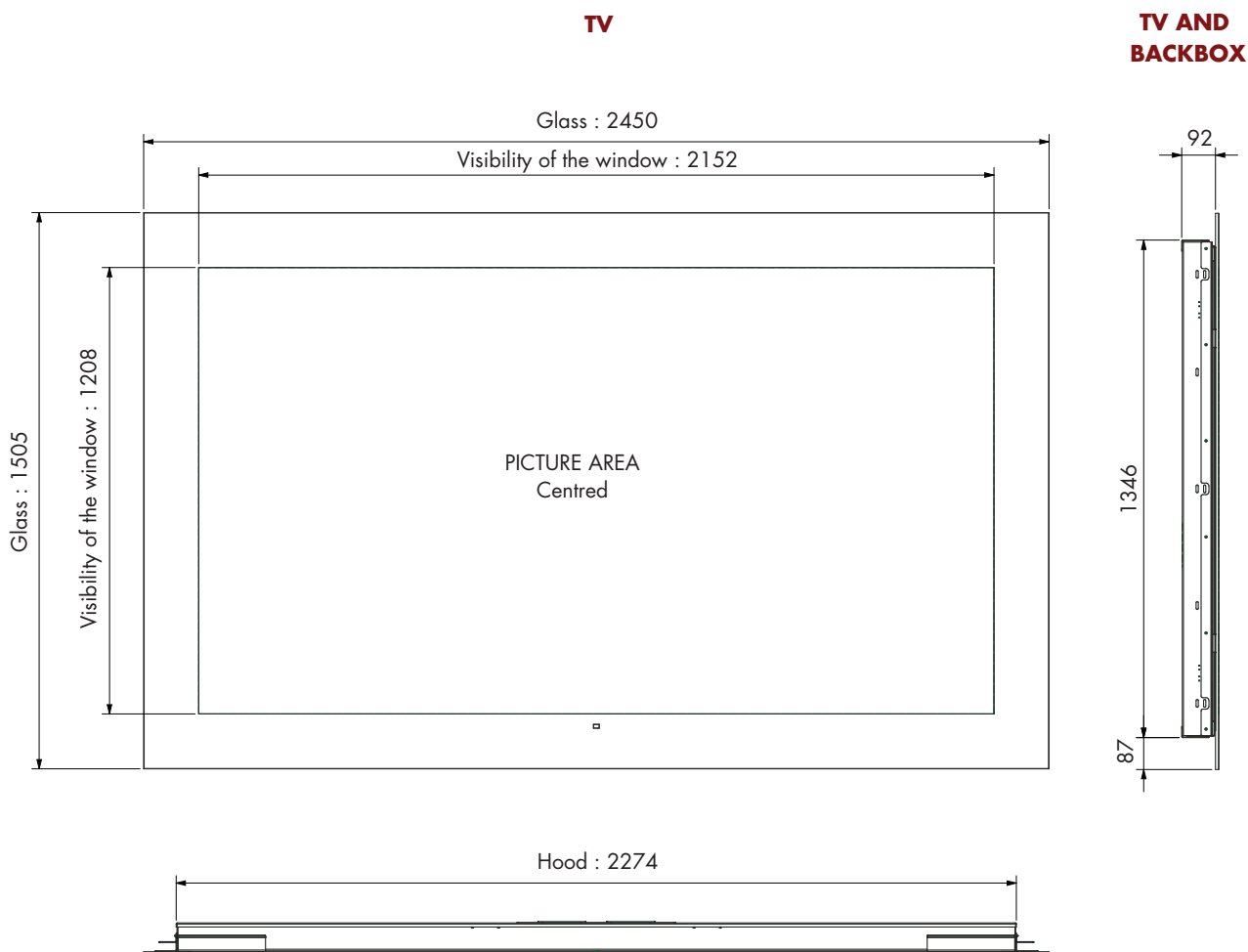
To install a television screen, you must first position the back box on the wall and mount it with the assembly kit provided.

The back box can be mounted with 2 solutions:

- using the lugs positioned of both sides on the box
- using the four holes at the bottom of the box

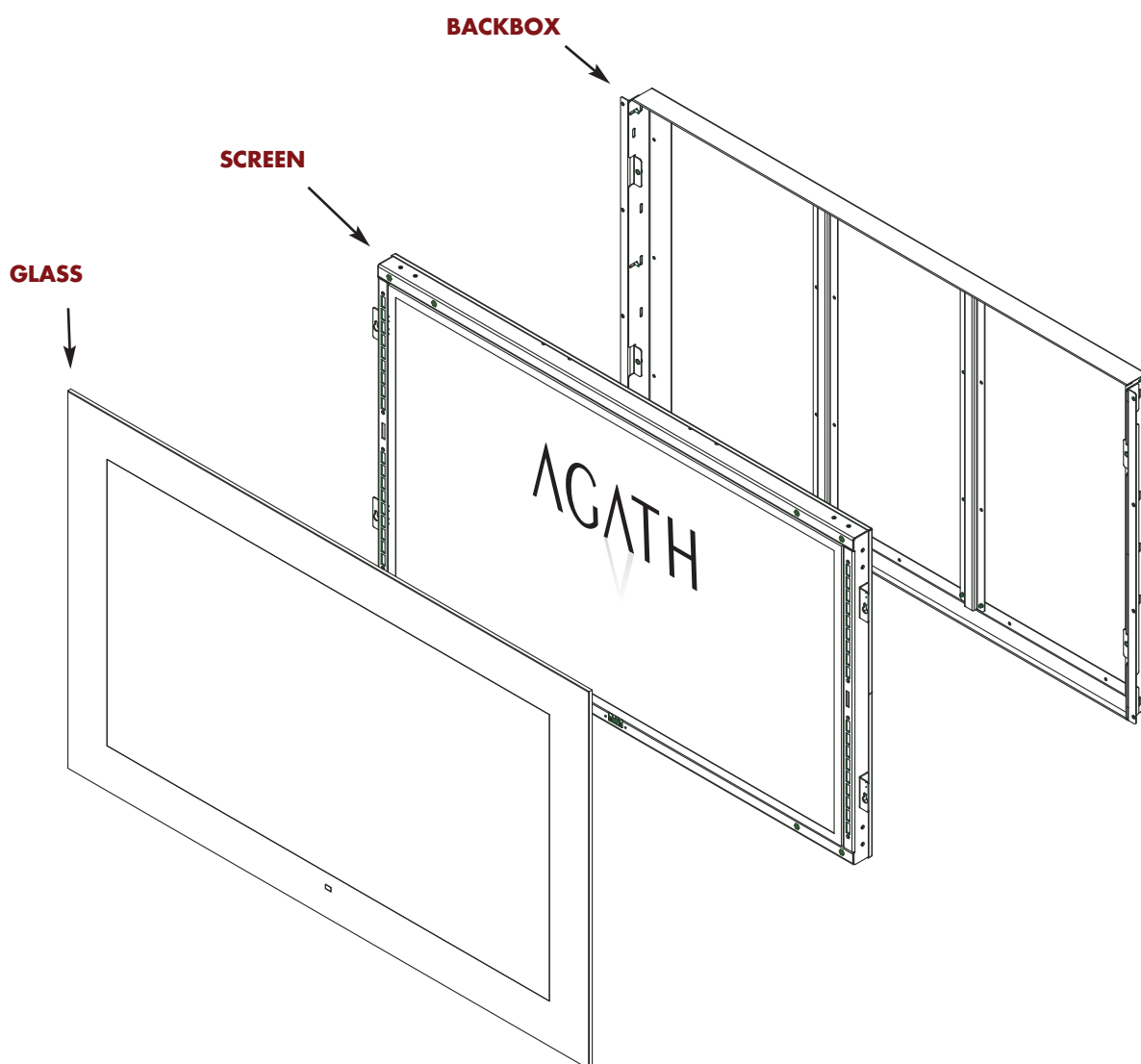
Once the wall back box is correctly installed, the whole screen sits on the box and is held in place by a magnetic system.

To obtain an IP65 protection rating for the front side, apply a silicon seal around the screen, thus ensuring the wall is also correctly protected.



Fanless. Very simple installation process. Suitable for on wall installation.

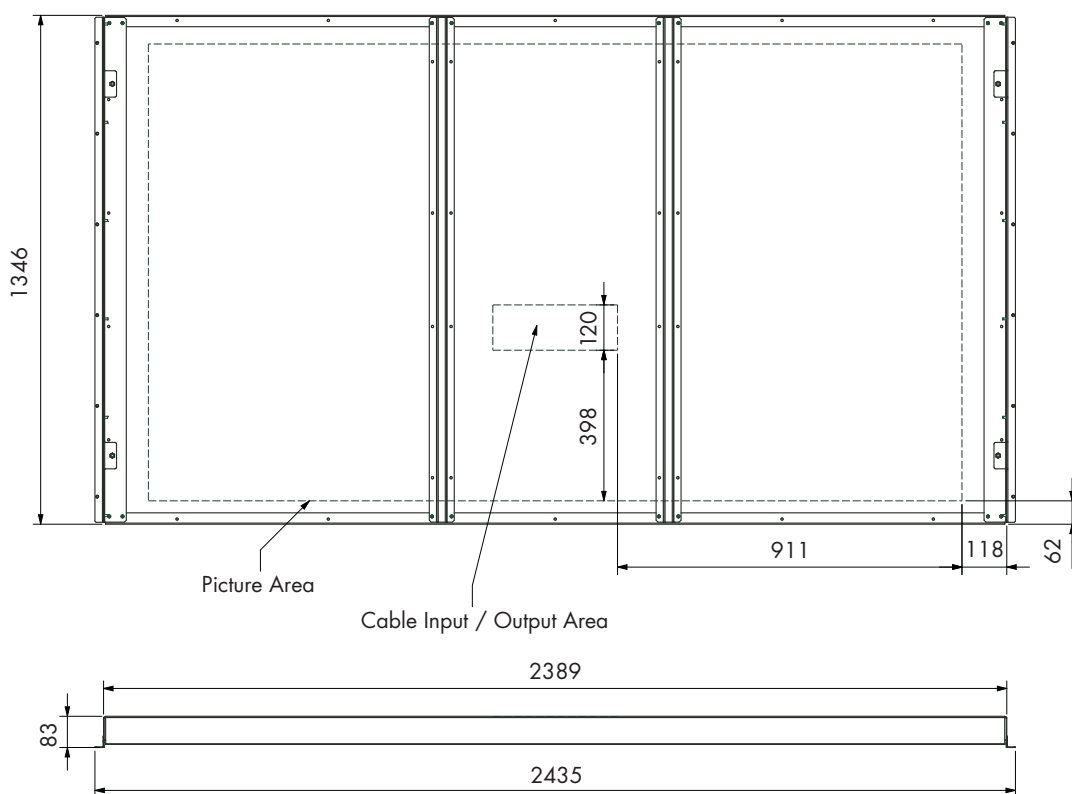
Installation Instructions



Fanless. Very simple installation process. Suitable for on wall installation.

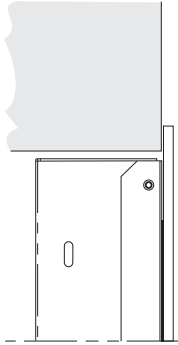
Installation Instructions

BACK BOX



Fanless. Very simple installation process. Suitable for on wall installation.

Installation Instructions



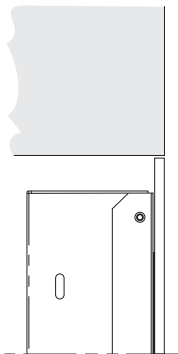
SURFACE INSTALLATION

In this configuration, the glass panel will cover the wall cut-out.

Wall section to cut out :

| | |
|--------------------|------|
| Width (mm) | 2393 |
| Height (mm) | 1350 |
| Minimum depth (mm) | 94 |

CAUTION: Frame + Module

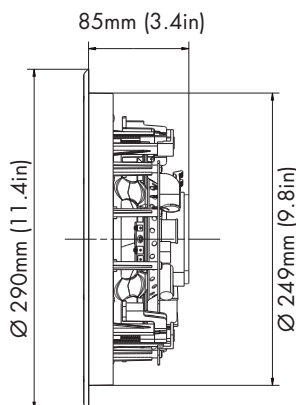


FLUSH INSTALLATION

In this configuration, the wall cut-out must enable the glass panel to pass in front of it.

Wall section to cut out :

| | |
|-----------------------|------|
| Width (mm) | 2454 |
| Height (mm) | 1509 |
| Depth (mm): 6mm glass | 100 |
| 9mm Premium glass | 103 |



CCM382 TECHNICAL SPECIFICATIONS

| | |
|-------------------------------|--|
| Description | 2-way in ceiling system |
| Drive Units | 1 x 200mm (8in) Polypropylene cone base/midrange |
| Minimum depth (mm) | 1 x 25mm (1in) sof dome tweeter |
| Frequency Range (-6dB) | 45Hz - 30kHz |
| Sensitivity Range (2.83V, 1m) | 90dB |
| Impedance Nominal (min) | 8Ω (5.0Ω) |
| Power Handling | 80W |
| Pre-mount Kit | PMK C8 |
| Back Box | BB 6C |