

MODEL

MODULAR

HTE MODULAR offers an adjustable personalized “paradise” arranged and formed by equally sized rectangular panels and specialized niches. Niche spaces may be used to display photographs, personal possessions or works of art. They allow you to give the room your individual, exclusive touches. They are designed with a special bottom fabric, which allows sound to “escape” from the niche, by passing behind the wall. This avoids the creation of turbulence (standing waves) and unwanted reflections. Niches are available in both standard and custom sizes.

MODULAR offers assorted, unique modules options that include a variety of fun as well as functional features. You can order your HTE **MODULAR** System with a Bar, Computer, Refrigerator or Humidor Niche. (Pricing for all specialized niches is made available upon request.)

HTE recommends the front wall be designed as an “Acoustic Baffle” with adjustable panels to accommodate any loudspeaker system whether placed in the room next to or behind the screen.

When systems are specified with recessed loudspeakers, tailor-made panels with resonance eliminating chambers can be made available. Pricing quoted upon request.



Via Cà Magra 8/a - 36010 Carrè (VI) - Italy
Tel. +39 0445 540641 - www.hte.design



HOME THEATRE ENVIRONMENT

TECHNICAL SPECIFICATIONS

The specifications below are provided by HTE and are accurate at the time of this documents publication. The information below is however subject to change. Please note that updated information with regard to system configuration, measurement, color, fabric availability and other details will always be available in the most current versions at our web location: www.hte.design

SPECIFICATIONS	MODULAR
Predefined color	Free Choice
Class3 Fabric	Yes
Class1 Fabric	Yes
Niches Fabric	Yes
Veneer/Lacquer	Yes
Panel Thickness (1)	
Wall Depth (2)	35 cm
Alustud Structure	
Wood Frame Structure	Yes (only choice)
Wall Panels Low-ctr (3)	
Wall Panels Mid-ctr (3)	
Wall Panels High-ctr (3)	
Custom Built LowBox (4)	Yes (only choice)
Custom Built MidBox (4)	Yes (only choice)
Custom Built HighBox (4)	Yes (only choice)
Woodfractor (5)	Yes
Alufractor (5)	Yes
Niches standard measure	Special Module See description (1)
Numer of Niches by wall	Standard 4 niches/wall
Niches custom	Yes only for Q.ty, not measure
Standard Panels Measure expressed in cm	80 X 60

(1) Ecofiber thickness depends on panel construction. 25mm panels have 10mm; 30mm: 15mm; 50mm: 30mm.

(2) Distance from finished inside HTE wall panel and enclosing room “shell” wall.

(3) A blend of proprietary HTE acoustic panels are used to cover all wall surfaces.

(4) HTE Modular systems use a highly specialized design.

(5) Specialized, high-style acoustic panels.

■ Not Available.



MODULAR



HOME THEATRE ENVIRONMENT

MODEL

LUXURY

LUXURY is the first HTE Acoustic Design System room and is our most well known model. Photographs of this striking modern design have spread throughout the world and continue to be used to demonstrate elegance in a cinema room setting. The picture above shows the timeless **LUXURY** model. The seats are covered in mustard yellow cashmere alongside walls finished in cardinal red leather and fabric. The floors are clad with exotic hardwood. A signature illuminated HTE niche element in dark oak continuously wraps around both side and rear walls providing ample space display of art or personal possessions. Stair and room LED "strip" lighting is both color and intensity adjustable. Home Theater Environment acoustic wall panels are beautiful and each one provides a specific sonic function. They absorb, reflect and/or diffract sound. The panels are placed in specific mounting positions on a rigid, adjustable sub-frame based on proprietary HTE designs.

HTE recommends the front wall be designed as an "Acoustic Baffle" with adjustable panels to accommodate any loudspeaker system whether placed in the room next to or behind the screen. **LUXURY** is simply the best Home Theater Environment. When **LUXURY** systems are specified with recessed loudspeakers, tailor-made panels with resonance eliminating chambers can be made available. Pricing quoted upon request.

Via Cà Magra 8/a · 36010 Carrè (VI) · Italy
Tel. +39 0445 540641 · www.hte.design



HOME THEATRE ENVIRONMENT



TECHNICAL SPECIFICATIONS

The specifications below are provided by HTE and are accurate at the time of this documents publication. The information below is however subject to change. Please note that updated information with regard to system configuration, measurement, color, fabric availability and other details will always be available in the most current versions at our web location: www.hte.design

SPECIFICATIONS	LUXURY
Predifined color	Free Choice
Class3 Fabric	Yes
Class1 Fabric	Yes
Niches Fabric	Yes
Veneer/Lacquer	Yes
Panel Thickness (1)	30 mm
Wall Depth (2)	da 27,00 a 35,50 cm
Alustud Structure	Yes
Wood Frame Structure	
Wall Panels Low-ctr (3)	Yes - Enhanced
Wall Panels Mid-ctr (3)	Yes - Enhanced
Wall Panels High-ctr (3)	Yes - Enhanced
Custom Built LowBox (4)	
Custom Built MidBox (4)	
Custom Built HighBox (4)	
Woodfractor (5)	
Alufractor (5)	
Niches standard measure	included into Acosutic Design
Numer of Niches by wall	Wraparound, (3 walls) Included in Acoustic Design
Niches custom	
Standard Panels Measure expressed in cm	80 X 60

(1) Ecofiber thickness depends on panel construction. 25mm panels have 10mm; 30mm: 15mm; 50mm: 30mm.

(2) Distance from finished inside HTE wall panel and enclosing room "shell" wall.

(3) A blend of proprietary HTE acoustic panels are used to cover all wall surfaces.

(4) HTE Modular systems use a highly specialized design.

(5) Specialized, high-style acoustic panels.

■ Not Available.



LUXURY

hte

HOME THEATRE ENVIRONMENT

MODEL

STORM

First presented in January of 2016 at the the ISE exhibition in Amsterdam, Netherlands, **STORM** is a new and highly refined acoustic room design by Maurizio Conti. **STORM** utilizes well known HTE panel designs and proven HTE sub-structure (such as our Alustud® and Aluconnector®) elements which allow for precise depth adjustment based on the needs of the overall acoustic design and the installed audio system.

STORM also is the first of our rooms to make use of the new, LED Illuminated Alufractor® panel; a new and special resonator/diffractor developed and engineered by our own Research and Development Group. Alufractor® panels are mounted in pairs in predetermined locations within the HTE room design. They provide an enhanced ambience and sense of space by broadening the rear sound stage. This creates far greater involvement and adds a touch of elegance to the **STORM** design.

HTE recommends the front wall be designed as an "Acoustic Baffle" with adjustable panels to accommodate any loudspeaker system whether placed in the room next to or behind the screen. When systems are specified with recessed loudspeakers, tailor-made panels with resonance eliminating chambers can be made available. Pricing quoted upon request.

Via Cà Magra 8/a · 36010 Carrè (VI) · Italy
Tel. +39 0445 540641 · www.hte.design

hte
HOME THEATRE ENVIRONMENT



TECHNICAL SPECIFICATIONS

The specifications below are provided by HTE and are accurate at the time of this documents publication. The information below is however subject to change. Please note that updated information with regard to system configuration, measurement, color, fabric availability and other details will always be available in the most current versions at our web location: www.hte.design

SPECIFICATIONS	STROM
Predifined color	Free Choice
Class3 Fabric	Yes
Class1 Fabric	Yes
Niches Fabric	Yes Limited
Veneer/Lacquer	Yes
Panel Thickness (1)	30 mm
Wall Depth (2)	da 27,00 a 35,50 cm
Alustud Structure	Yes
Wood Frame Structure	
Wall Panels Low-ctr (3)	Yes - Enhanced
Wall Panels Mid-ctr (3)	Yes - Enhanced
Wall Panels High-ctr (3)	Yes - Enhanced
Custom Built LowBox (4)	
Custom Built MidBox (4)	
Custom Built HighBox (4)	
Woodfractor (5)	
Alufractor (5)	Yes
Niches standard measure	Yes - 120 x 60 cm Limited to 4 by wall
Numer of Niches by wall	Yes
Niches custom	
Standard Panels Measure expressed in cm	100 X 25/50 + specials

(1) Ecofiber thickness depends on panel construction. 25mm panels have 10mm; 30mm: 15mm; 50mm: 30mm.

(2) Distance from finished inside HTE wall panel and enclosing room "shell" wall.

(3) A blend of proprietary HTE acoustic panels are used to cover all wall surfaces.

(4) HTE Modular systems use a highly specialized design.

(5) Specialized, high-style acoustic panels.

■ Not Available.



STORM



HOME THEATRE ENVIRONMENT

MODEL

ROYAL

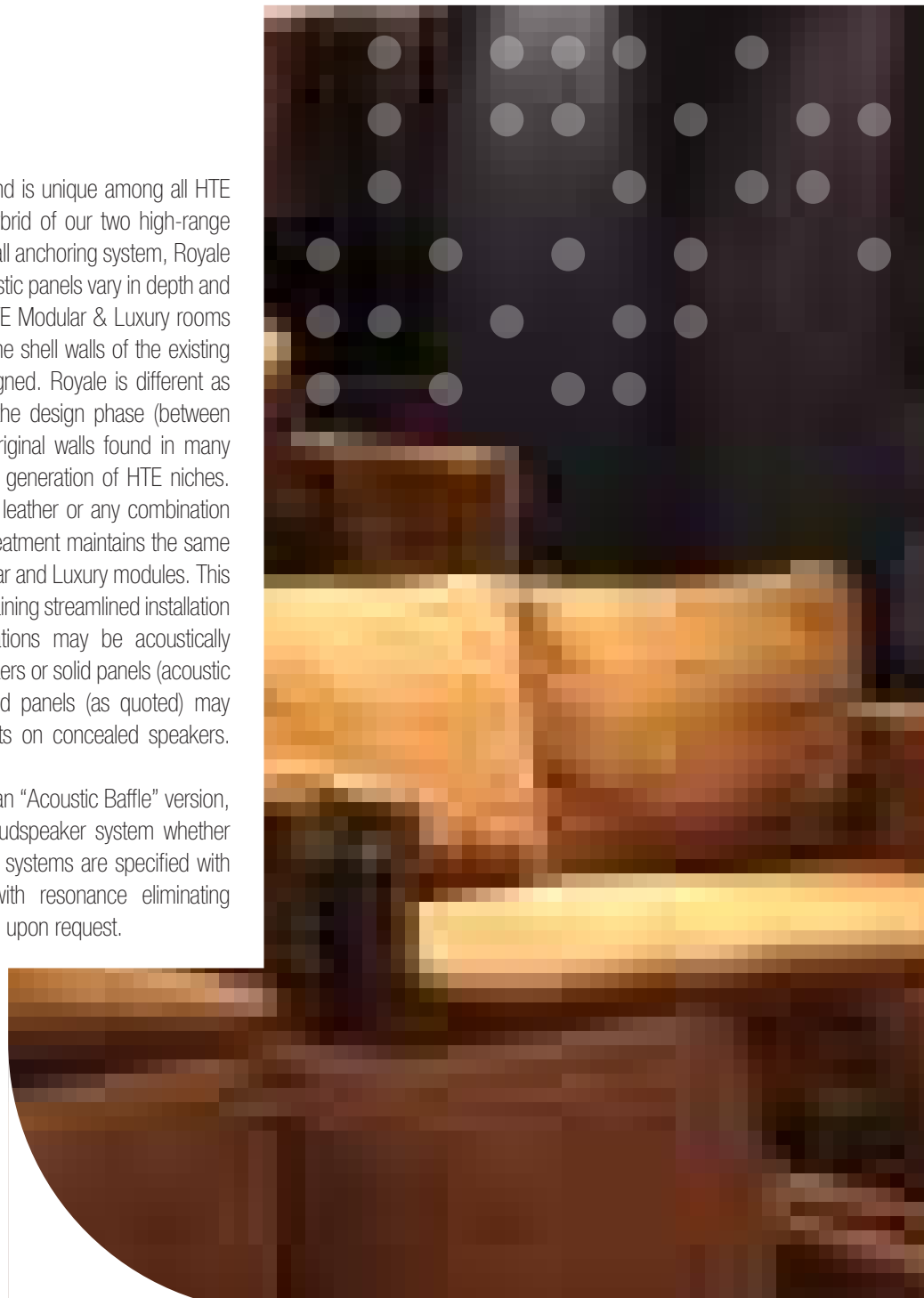
Royale debuted at the ISE Exhibition in 2014 and is unique among all HTE Acoustic Design System rooms. Royale is a hybrid of our two high-range systems, Modular & Luxury. Utilizing our latest wall anchoring system, Royale is extremely flexible and easy to install. HTE acoustic panels vary in depth and are mounted to a rigid aluminum sub-frame. HTE Modular & Luxury rooms are relegated to a pre-defined depth requiring the shell walls of the existing installation space to be square and properly aligned. Royale is different as the overall wall depth can be adjusted during the design phase (between 15 to 30 cm) allowing for less than perfect original walls found in many existing structures. Royale also offers our latest generation of HTE niches. They may be lined with fabric, wood, Alcantara leather or any combination of those three materials. The level of acoustic treatment maintains the same exacting characteristics and abilities of the Modular and Luxury modules. This leads to maximum achievable results while maintaining streamlined installation of the sub-structure and walls. Speaker locations may be acoustically transparent to allow sound from concealed speakers or solid panels (acoustic baffles) may be utilized. Specialized chambered panels (as quoted) may also be designed to minimize resonance effects on concealed speakers.

HTE recommends the front wall be designed as an "Acoustic Baffle" version, with adjustable panels to accommodate any loudspeaker system whether it is placed next to or behind the screen. When systems are specified with recessed loudspeakers, tailor-made panels with resonance eliminating chambers can be made available. Pricing quoted upon request.

Via Cà Magra 8/a · 36010 Carrè (VI) · Italy
Tel. +39 0445 540641 · www.hte.design



HOME THEATRE ENVIRONMENT



TECHNICAL SPECIFICATIONS

The specifications below are provided by HTE and are accurate at the time of this documents publication. The information below is however subject to change. Please note that updated information with regard to system configuration, measurement, color, fabric availability and other details will always be available in the most current versions at our web location: www.hte.design

SPECIFICATIONS	ROYAL
Predifined color	Free Choice
Class3 Fabric	Yes
Class1 Fabric	Yes
Niches Fabric	Yes Limited
Veneer/Lacquer	Yes
Panel Thickness (1)	3 types: 20 mm / 30 mm / 50 mm
Wall Depth (2)	da 27,00 a 35,50 cm Yes
Alustud Structure	
Wood Frame Structure	Yes - Enhanced
Wall Panels Low-ctr (3)	Yes - Enhanced
Wall Panels Mid-ctr (3)	Yes - Enhanced
Wall Panels High-ctr (3)	
Custom Built LowBox (4)	
Custom Built MidBox (4)	
Custom Built HighBox (4)	Yes
Woodfractor (5)	
Alufractor (5)	Yes - 120 x 60 cm
Niches standard measure	Limited to 4 by wall
Numer of Niches by wall	Yes
Niches custom	
Standard Panels Measure expressed in cm	60/120/180 X 20 60/120/180 X 40

(1) Ecofiber thickness depends on panel construction. 25mm panels have 10mm; 30mm: 15mm; 50mm: 30mm.

(2) Distance from finished inside HTE wall panel and enclosing room "shell" wall.

(3) A blend of proprietary HTE acoustic panels are used to cover all wall surfaces.

(4) HTE Modular systems use a highly specialized design.

(5) Specialized, high-style acoustic panels.

Not Available.



ROYAL



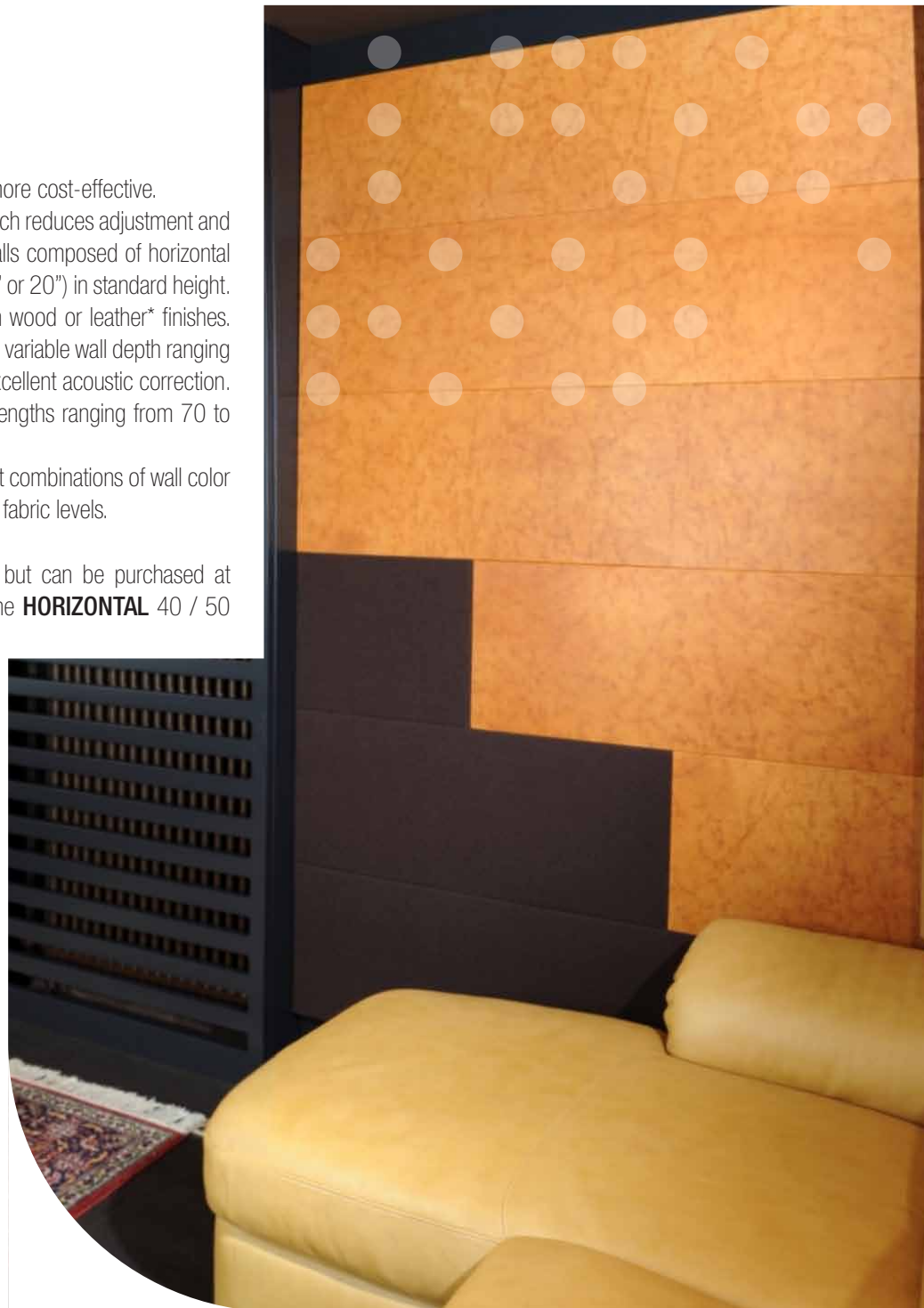
HOME THEATRE ENVIRONMENT

MODEL

HORIZONTAL

The **HTE HORIZONTAL 40 / 50** models are more cost-effective. They employ a simplified installation system, which reduces adjustment and customization options. Both have very linear walls composed of horizontal wooden panels that are either 40 or 50 cm (16" or 20") in standard height. Horizontal reflective panels are also available in wood or leather* finishes. Horizontal delivers style and simplicity along with variable wall depth ranging from 15 to 18 cm (6" to 7.2"). They provide excellent acoustic correction. **HORIZONTAL 40 / 50** panels are offered in lengths ranging from 70 to 130 cm (28" to 52"). Their multiple sizes allow the creation of pleasant combinations of wall color and shading. Both are available in two standard fabric levels.

*Leather and wood finishes are not included but can be purchased at additional cost. Niches are not available with the **HORIZONTAL 40 / 50** configuration.



Via Cà Magra 8/a · 36010 Carrè (VI) · Italy
Tel. +39 0445 540641 · www.hte.design

hte
HOME THEATRE ENVIRONMENT

TECHNICAL SPECIFICATIONS

The specifications below are provided by HTE and are accurate at the time of this documents publication. The information below is however subject to change. Please note that updated information with regard to system configuration, measurement, color, fabric availability and other details will always be available in the most current versions at our web location: www.hte.design

SPECIFICATIONS	HORIZONTAL50	HORIZONTAL40
Predifined color	Free Choice	Free Choice
Class3 Fabric	Yes	Yes
Class1 Fabric	Yes	Yes
Niches Fabric	Yes Limited	
Veneer/Lacquer	Yes	Yes
Panel Thickness (1)	30 mm	30 mm
Wall Depth (2)	max 18 cm	max 18 cm
Alustud Structure	Yes	Yes
Wood Frame Structure		
Wall Panels Low-ctr (3)	Yes - Enhanced	Yes - Enhanced
Wall Panels Mid-ctr (3)	Yes - Enhanced	Yes - Enhanced
Wall Panels High-ctr (3)	Yes - Enhanced	Yes - Enhanced
Custom Built LowBox (4)		
Custom Built MidBox (4)		
Custom Built HighBox (4)		
Woodfractor (5)		
Alufractor (5)		
Niches standard measure	Yes - 100x50 cm Limited to 4 by wall	
Numer of Niches by wall	Yes	
Niches custom		
Standard Panels Measure expressed in cm	70/130 X 50	70/130 X 40

(1) Ecofiber thickness depends on panel construction. 25mm panels have 10mm; 30mm: 15mm; 50mm: 30mm.

(2) Distance from finished inside HTE wall panel and enclosing room "shell" wall.

(3) A blend of proprietary HTE acoustic panels are used to cover all wall surfaces.

(4) HTE Modular systems use a highly specialized design.

(5) Specialized, high-style acoustic panels.

■ Not Available.



HORIZONTAL



HOME THEATRE ENVIRONMENT

MODEL

SQUARE

The **HTE SQUARE** 60 / 80 models are more cost-effective. They employ a simplified installation system with reduced adjustment and customization options have very linear walls composed of square wooden panels with either 60 or 80 cm (24" or 32") sides. Their reflective panels are also available in wood or leather* finishes.

*Leather and wood finishes are not available for this model. Niches are not available with the **SQUARE** 60 / 80 configuration.



Via Cà Magra 8/a · 36010 Carrè (VI) · Italy
Tel. +39 0445 540641 · www.hte.design



HOME THEATRE ENVIRONMENT

TECHNICAL SPECIFICATIONS

The specifications below are provided by HTE and are accurate at the time of this documents publication. The information below is however subject to change. Please note that updated information with regard to system configuration, measurement, color, fabric availability and other details will always be available in the most current versions at our web location: www.hte.design

SPECIFICATIONS	SQUARE80	SQUARE60
Predifined color	Free Choice	Free Choice
Class3 Fabric	Yes	Yes
Class1 Fabric	Yes	Yes
Niches Fabric		
Veneer/Lacquer	Yes	Yes
Panel Thickness (1)		25 mm
Wall Depth (2)	max 18 cm	max 18 cm
Alustud Structure	Yes	Yes
Wood Frame Structure		
Wall Panels Low-ctr (3)	Yes -base	Yes -base
Wall Panels Mid-ctr (3)	Yes- base	Yes- base
Wall Panels High-ctr (3)	Yes - base	Yes - base
Custom Built LowBox (4)		
Custom Built MidBox (4)		
Custom Built HighBox (4)		
Woodfractor (5)		
Alufractor (5)		
Niches standard measure		
Numer of Niches by wall		
Niches custom		
Standard Panels Measure expressed in cm	80 X 80	60 X 60

(1) Ecofiber thickness depends on panel construction. 25mm panels have 10mm; 30mm: 15mm; 50mm: 30mm.

(2) Distance from finished inside HTE wall panel and enclosing room "shell" wall.

(3) A blend of proprietary HTE acoustic panels are used to cover all wall surfaces.

(4) HTE Modular systems use a highly specialized design.

(5) Specialized, high-style acoustic panels.

Not Available.



SQUARE



HOME THEATRE ENVIRONMENT

MODEL

WAVE CS

The HTE **WAVE CS** model debuted in 2015 at the ISE exhibition in Amsterdam. Wave combines the simple features found in Horizontal and Square, along with the flexibility of adjustable fasteners.

HTE proprietary acoustic treatment panels of identical thickness are organized in specific vertical and horizontal dimensions covering all wall surfaces in a simple, organized, sophisticated fashion. **WAVE CS** has the ability to support niches of fixed height and length. **WAVE CS** is exclusively covered in category 3 fabrics.

WAVE

The **HTE WAVE** model is our first entry-level creation.

Wave combines the simple features found in Horizontal and Square along with the flexibility of adjustable fasteners.

HTE proprietary acoustic treatment panels of identical thickness are organized in specific horizontal dimensions covering all wall surfaces in a simple, organized but sophisticated fashion. **WAVE** is only available in Fabric 3 Black or Grey. No other colors are made available.



Via Cà Magra 8/a · 36010 Carrè (VI) · Italy
Tel. +39 0445 540641 · www.hte.design


hte
HOME THEATRE ENVIRONMENT

TECHNICAL SPECIFICATIONS

The specifications below are provided by HTE and are accurate at the time of this documents publication. The information below is however subject to change. Please note that updated information with regard to system configuration, measurement, color, fabric availability and other details will always be available in the most current versions at our web location: www.hte.design

SPECIFICATIONS	WAVE CS	WAVE
Predifined color	Yes Limited	Black/ Gray
Class3 Fabric	Yes	Yes (only choice)
Class1 Fabric		
Niches Fabric	Yes Limited	
Veneer/Lacquer		
Panel Thickness (1)	25 mm	25 mm
Wall Depth (2)		max 15 cm
Alustud Structure	Yes Limited	Yes Limited
Wood Frame Structure		
Wall Panels Low-ctr (3)	Yes -base	Yes -base
Wall Panels Mid-ctr (3)	Yes- base	Yes- base
Wall Panels High-ctr (3)	Yes - base	Yes - base
Custom Built LowBox (4)		
Custom Built MidBox (4)		
Custom Built HighBox (4)		
Woodfractor (5)		
Alufractor (5)		
Niches standard measure	Yes - 150x40 cm Limited to 4 by wall	
Numer of Niches by wall	Yes	
Niches custom		
Standard Panels Measure expressed in cm	130 X 60	130 X 60

- (1) Ecofiber thickness depends on panel construction. 25mm panels have 10mm; 30mm: 15mm; 50mm: 30mm.
 - (2) Distance from finished inside HTE wall panel and enclosing room "shell" wall.
 - (3) A blend of proprietary HTE acoustic panels are used to cover all wall surfaces.
 - (4) HTE Modular systems use a highly specialized design.
 - (5) Specialized, high-style acoustic panels.
- Not Available.



WAVE CS



HOME THEATRE ENVIRONMENT

HTE SYSTEM

HTE Acoustically Controlled Room Systems


HTE takes a system approach to acoustic control. We do not simply “treat” a room. The acoustic control components are completely and seamlessly integrated within four new walls transforming the entire space in which it is installed into an acoustically controlled environment.

HTE leaves nothing to chance. Our complete treatment method activates a synergy utilizing the entire height, width, length of the room, and the air spaces behind the wall right up to the ceiling.

Home Theatre Environment provides comfort, elegance and fabulous sonic results without aesthetic compromise.

The HTE Custom Line


The HTE Feature Chart is meant to simply illustrate our standard product line. HTE Acoustically controlled rooms with circles to the left of the red line are more feature linear walls and are generally more cost effective. The rooms indicated to the right of the red line offer heightened flexibility along with the superior acoustic control. Some are available with HTE Niche Features; some models offer Custom Modules which include a facilities for a bar accouterments, refrigeration, even a high quality humidior. The top model is anything you may desire: The HTE Custom Line. We will be happy to work with your designers to build the Home Theatre Environment of your dreams.



Performance ↑

Via Cà Magra 8/a · 36010 Carrè (VI) · Italy
Tel. +39 0445 540641 · www.hte.design





Acoustically Controlled Room Systems

HTE SYSTEM



HOME THEATRE ENVIRONMENT



Acoustically Controlled Room Systems

HTE SYSTEM



HOME THEATRE ENVIRONMENT